

EAN 2019 – Congress Report – Industry

General Congress Summary – EAN 2019

6919

Participants

- 5338 Delegates
- 574 Students & Residents and Research Members including Bursary Awardees
- 916 Exhibitor
- 91 Press

106

Countries represented

44

Scientific Sessions

- 4 Plenary Symposia
- 8 Symposia
- 2 Topical Symposia
- 20 Focused Workshops
- 10 Special Sessions

59

Educational Sessions

- 18 Teaching Courses
- 11 Hands-on Courses
- 9 Interactive Sessions
- 8 Case-based Workshops
- 3 Controversy Sessions
- 2 Career Development Sessions

2250

Submitted Abstracts

- 1841 Accepted Abstracts

126

Oral, ePresentations, ePoster Sessions

- 27 Oral Sessions (incl. Tournament)
- 58 ePresentation Sessions
- 72 ePoster Sessions

14

Session Rooms

- 1 Main Auditorium
- 11 Regular Session Rooms
- 1 Case-based Workshop Room
- 1 Hands-on-Course Room
- 1 Scientific Theatre

274

Invited Speakers

Industry Sponsored Activities – EAN 2019

6

Premium Sponsors

- 3 Major Sponsors
- 9 Top Sponsors
- 5 Contributors

Premium Sponsors



Major Sponsors



Top Sponsors



Contributors



30

Industry Sponsored Sessions and Talks

- 20 Satellite Symposia
- 2 3-Day Satellite Sessions
- 8 Forum Talks

3

Scientific Business Suites

2615 m²

Exhibition Space

- 64 Exhibitors
- including 24 Non-profit Exhibitors based on exchange agreements

37

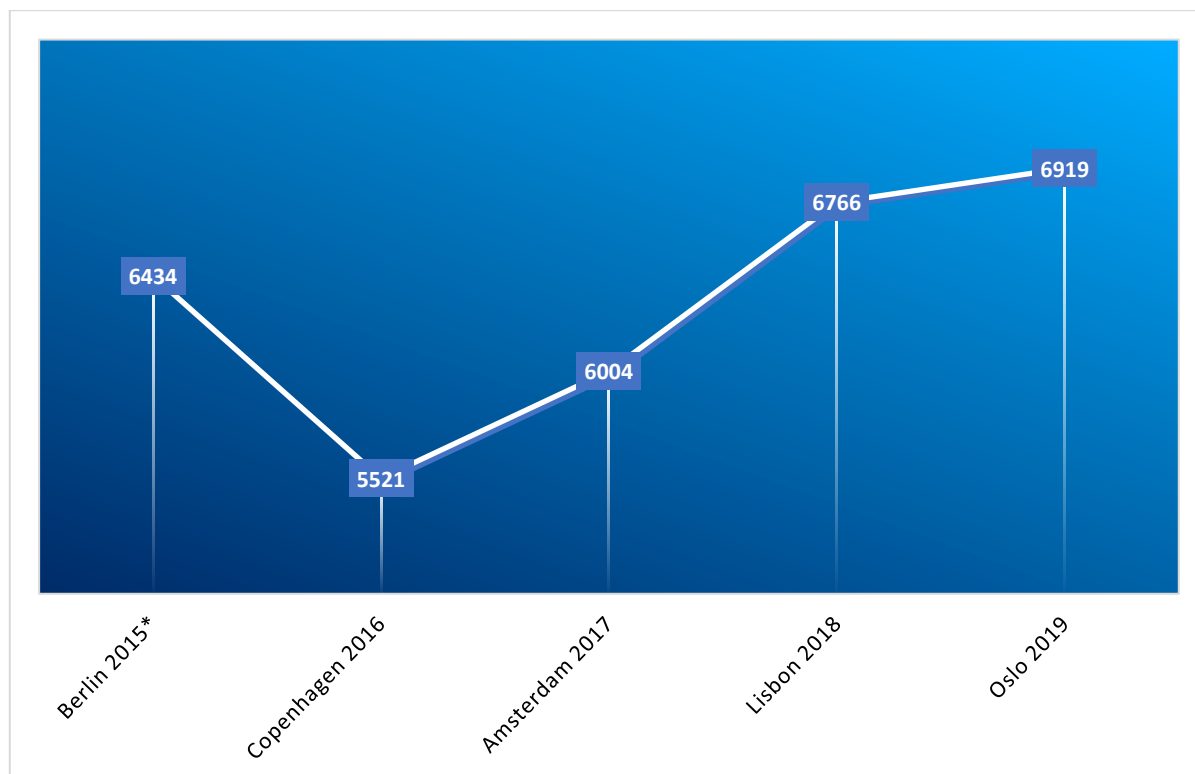
Meeting Rooms

- 10 EAN Meeting Rooms
- 27 Industry Meeting Rooms

Key Registration Figures

General attendance – EAN 2015-2019

Evaluation of congress attendance



*Berlin 2015: 1st Congress of the European Academy of Neurology

Individual versus group registrations* – EAN 2019

*exclusive exhibitor registrations

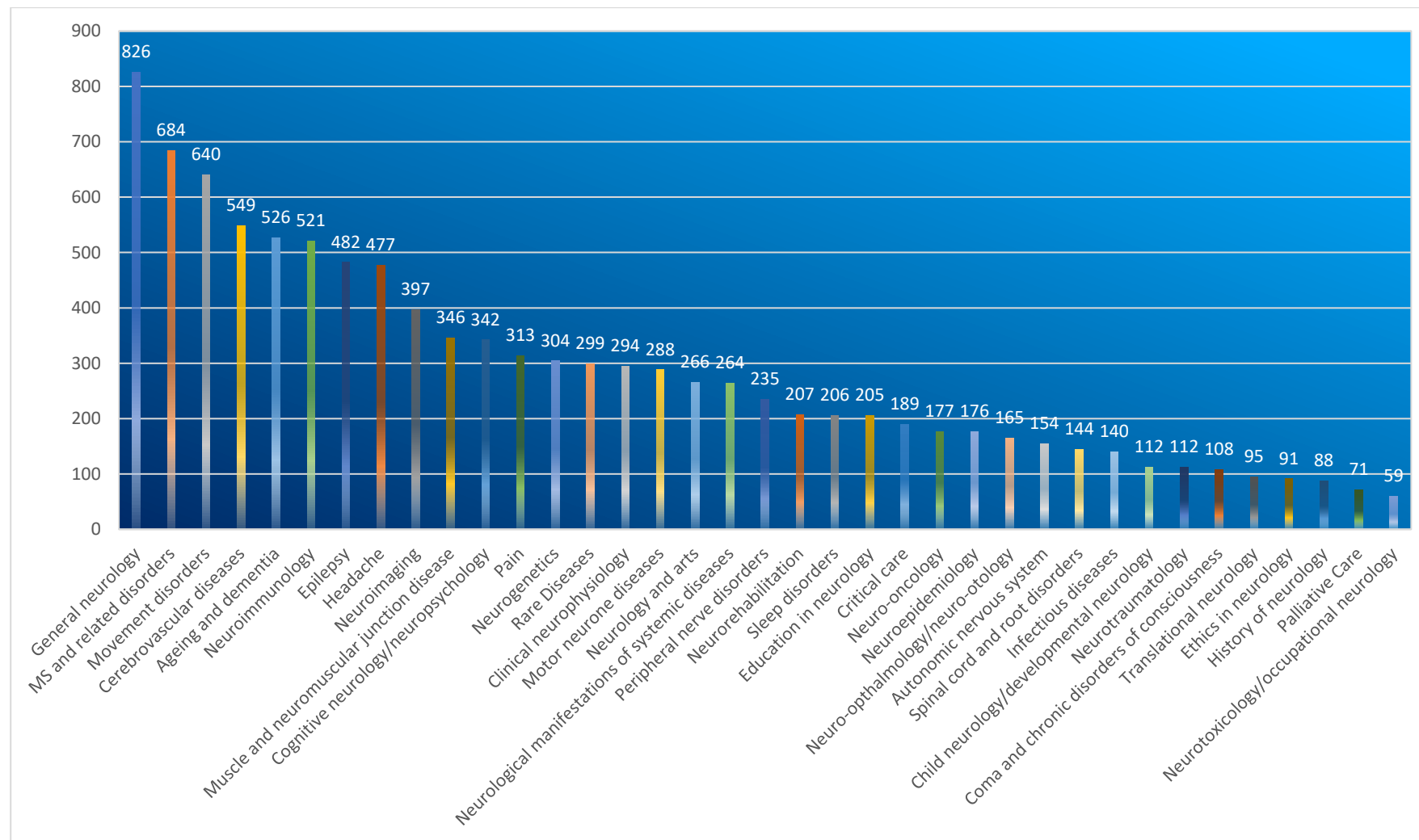
60% individual bookings

40% group bookings

Registrations per fee period – EAN 2019

by Early Registration Deadline (10 April 2019)	55%
by 2 nd Deadline for Reduced Fee (10 April - 15 May 2019)	24%
by Start of Registration onsite (15 May – 27 June 2019)	20%
Onsite Registration	1%

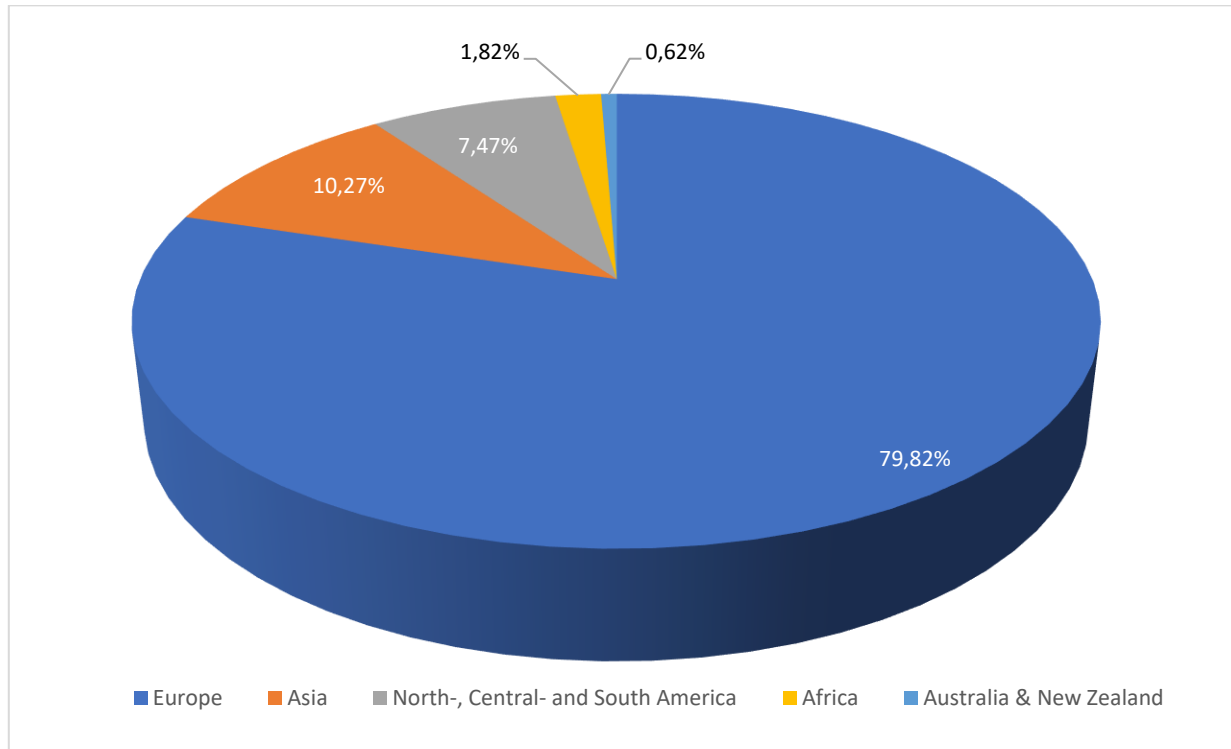
Breakdown of delegates by professional specialisation – EAN 2019*



* Information received with registration to EAN 2019; Multiple answers were possible

Geographical Participation Statistics

Participants per continent – a stable geographical break down – EAN 2019

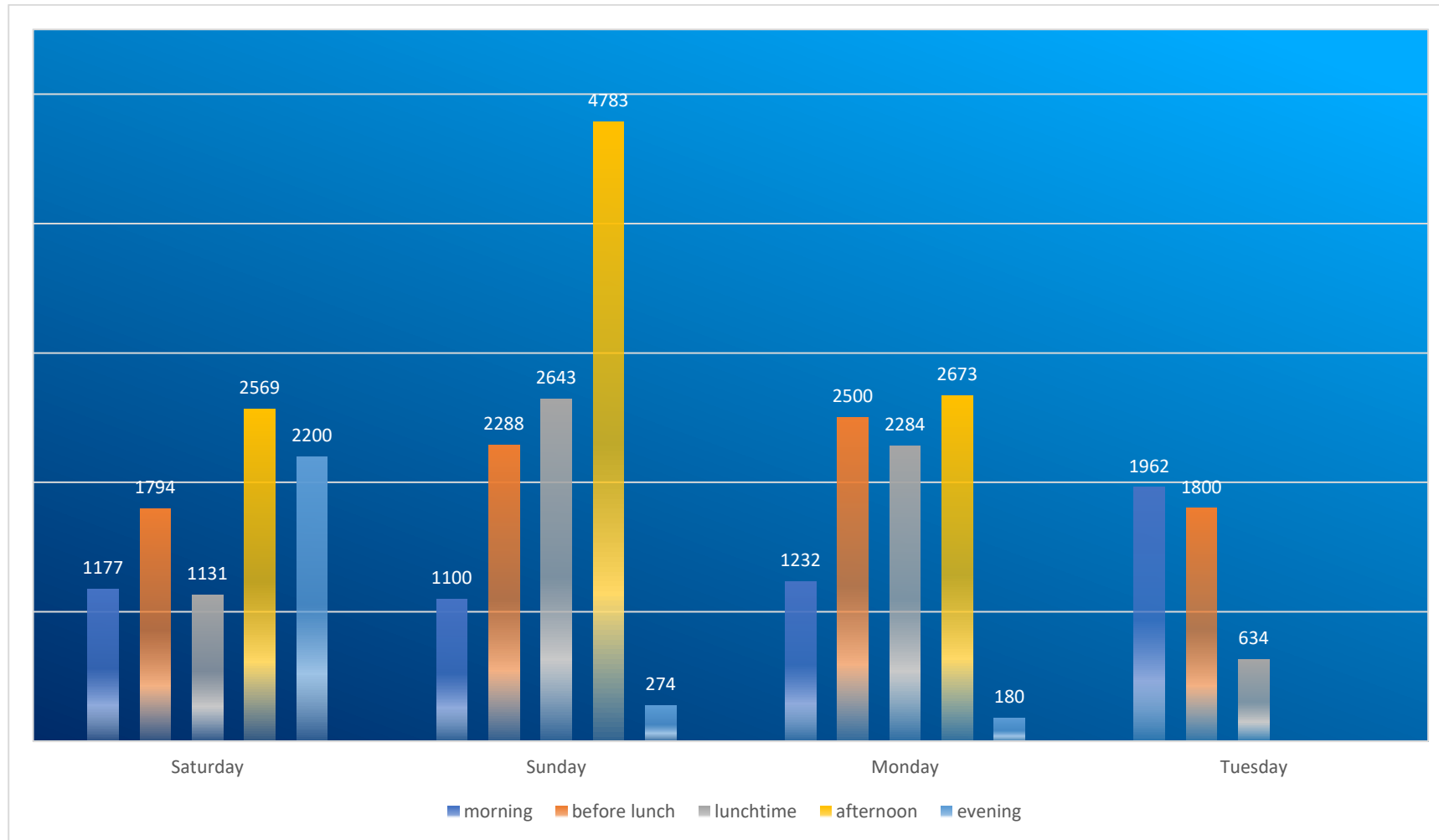


Top 10 countries by participants – EAN 2017-2019

EAN 2017 – Amsterdam*		EAN 2018 – Lisbon*		EAN 2019 – Oslo*	
The Netherlands	584	Portugal	497	Italy	405
Germany	398	Switzerland	440	Spain	310
Italy	384	Italy	434	Germany	289
Switzerland	381	United Kingdom	426	Switzerland	287
United Kingdom	375	Spain	421	United Kingdom	275
Spain	332	Germany	370	Norway	258
France	232	USA	284	USA	205
Belgium	202	The Netherlands	241	France	188
USA	187	France	221	Portugal	182
Portugal	176	Turkey	210	Russian Federation	179

*Amsterdam and Lisbon are including exhibitor registrations; Oslo is excluding exhibitor registrations

Session participants by daytime



Abstract Statistics

Abstract Submission – EAN 2015-2019



Top 10 Topics for submitted abstracts – EAN 2019

Topic	submitted abstracts
Cerebrovascular diseases	289
MS and related disorders	287
Movement disorders	261
Epilepsy	142
Headache and pain	135
Ageing and dementia	128
Neuroimmunology	84
Neurogenetics	83
Neuroimaging	82
Peripheral nerve disorders	289